

Molteni & C

45°/TAVOLO — RON GILAD 2012

1—
2



Family of rectangular tables available in different sizes. The extra light transparent, smoked or colored etched glass top rests on an aluminum wood-veneered, matt or glossy lacquered structure. The smooth shelves make a shift which goes from a 90° angle to a 45° one without edges; a cube is extracted from its volume, leaving a void emphasized by a mark. Elements of pure light that appear to suggest hidden treasures. It rests on an aluminium frame covered with black or matt lacquered oak.

DATASHEET

REGISTERED
DESIGN

VII.2016

molteni.it

Dimensions in millimeters and inches. The right to discontinue and make changes is reserved. This information is based on the latest product information available at the time of printing.

FINISHES

WOODEN STRUCTURE FINISHING
black oak

MATT LACQUER STRUCTURE FINISHING
chalk white - platinum - anthracite - black - ruby - dolomite grey - clay

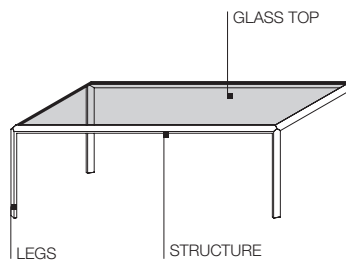
TOP FINISHES
etched coloured glass in the Molteni colour range - transparent glass - smoked glass
On request, the table structure can be made in the other matt colours of the Molteni range.

TECHNICAL INFORMATION

STRUCTURE
Extruded aluminium covered with Oak (Quercus) or Aniegrè (aningeria superba) veneer, painted in Molteni colours. The inner part is reinforced with rolled bars.

GLASS TOP
Tempered glass thickness 8 mm transparent extra light, smoked or etched, painted in Molteni colours.

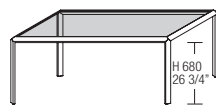
LEGS
Element made up of an inner anodised extruded aluminium piece inserted into an extruded aluminium piece covered with Oak (Quercus) or Aniegrè (aningeria superba) veneer painted in the Molteni colours. Feet in non slip plastic material.



DIMENSIONS

rectangular tables

D 900 H 740 D 35 3/8" H 29 1/8"



W 1600 62"
GT16/09

W 1800 70 7/8"
GT18/09

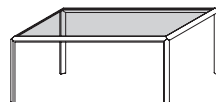
W 2000 78 3/4"
GT20/09

Notes

Tables with customized sizes are not available

rectangular tables

D 1000 H 740 D 39 3/8" H 29 1/8"



W 1800 70 7/8"
GT18/10

W 2000 78 3/4"
GT20/10

W 2200 86 5/8"
GT22/10

W 2400 94 1/2"
GT24/10

rectangular tables

D 1100 H 740 D 43 1/4" H 29 1/8"



W 2200 86 5/8"
GT22/11

W 2400 94 1/2"
GT24/11

DATASHEET

REGISTERED
DESIGN

VII.2016

molteni.it

Dimensions in millimeters and inches. The right to discontinue and make changes is reserved. This information is based on the latest product information available at the time of printing.

Molteni & C

FINISHES MOLTENI&C RANGE

IX.2016

	MATT LACQUER OPEN GRAIN LACQUER	GLOSSY LACQUER	COLOURED GLASS	ETCHED COLOURED GLASS	PLASTER LACQUERED CARTAPAGLIA LACQUERED <i>only Gliss Master</i>	STOPSOL
CHALK WHITE	•	•	•	•	•	
IVORY	•				•	
PEARL	•	•	•	•	•	
SILICA	•	•	•	•	•	
SAND	•	•	•	•	•	
PLATINUM	•	•	•	•	•	
DUNE	•	•	•	•	•	
CLAY	•	•	•	•	•	
DOLOMITE GREY	•	•	•	•	•	
RUBY	•	•	•	•	•	
CARAMEL	•	•	•	•	•	
MOKA	•	•	•	•	•	
MUSTARD	•	•	•	•	•	
CADMIUM	•	•	•	•	•	
LIGHT BLUE GREY	•	•	•	•	•	
BALTIC GREEN	•	•	•	•	•	
LEAD	•	•	•	•	•	
ANTHRACITE	•	•	•	•	•	
BLACK	•	•	•	•	•	
BRONZE				•		
GREY						•
LESSLESS RED <i>only matt lacquer</i>	•					

Molteni & C

FINISHES MOLTENI&C RANGE


IX.2016

WOODS


EUCALYPTUS



AMERICAN WALNUT



GRAPHITE OAK



GREY OAK



BLACK OAK



DARK ELM



LIGHT ELM




CEDAR

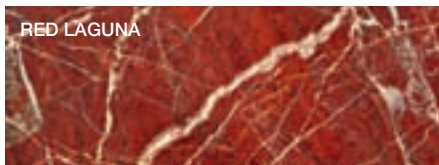


MARBLES


WHITE CARRARA



RED LAGUNA




EMPERADOR DARK



BLACK MARQUINA




SAHARA NOIR



GRES

WHITE



ANTHRACITE




METAL PARTS

BLACK CHROME




SHINY ALUMINIUM



PEWTER COLOUR



COPPER




DWELL
DOOR FRAME, TRACK COVERING PROFILES

ANODISED ALUMINIUM



BROWN ALUMINIUM



The finishes shown are indicative and refer to the entire production range. We recommend that you consult the "Colour Range" samples which show the complete range of finishes, including those not shown here. Molteni&C reserves the right to modify the range without warning.