

Molteni & C

45°/VETRINA — RON GILAD 2013

1—
2



A showcase designed to display and contain precious objects and books. The result is a transparent solid that invites the gaze to linger on its contents. The shelves are rotated and bevelled, creating a displacement from a 90° angle to 45° without edges. Geometrically rotating surfaces that create 45° smoothed edges achieved by using a metal joint onto which aluminum profiles are hooked, veneered with precious wood types. The opening is totally invisible with the exception of a small key on the lateral profile.

FEATURES

Showcase made of wood veneered aluminium profiles, available in two versions: with or without door. The door is always equipped with lock and always opens to the right (DX).

DATASHEET

REGISTERED
DESIGN

VII.2016

molteni.it

Dimensions in millimeters and inches. The right to discontinue and make changes is reserved. This information is based on the latest product information available at the time of printing.

FINISHES

Profiles and internal shelves wooden finishes
American walnut - black oak

Internal glass shelves finishes
clear or smoked glass

TECHNICAL INFORMATION

WOOD BASE AND SHELF

Multi-layer beech panel covered with American Walnut (*Juglans nigra*) or Oak (*Quercus*) veneer.

PERIMETER STRUCTURE AND DOOR PROFILES

Extruded aluminium profile covered with American Walnut (*Juglans nigra*) or Oak (*Quercus*) veneer.

EXTERNAL GLASS

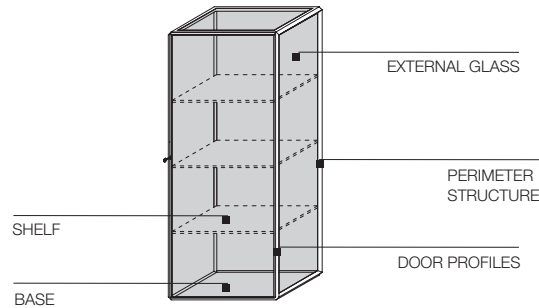
Tempered transparent extra-light glass, th. 4 mm.

GLASS SHELF

Tempered transparent extra-light or smoked glass, th. 8 mm.

Molteni & C

2—
2



DIMENSIONS

Notes

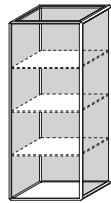
The 3 internal shelves are compulsory

without door

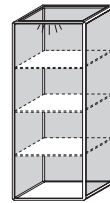
W 595 D 395 H 1440
W 23 3/8" D 15 1/2" H 56 3/4"

without door and with LED light

W 595 D 395 H 1440
W 23 3/8" D 15 1/2" H 56 3/4"



GVG6/14



GVG6/14K

Notes

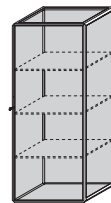
The 3 internal shelves are compulsory

with door

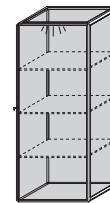
W 595 D 410 H 1440
W 23 3/8" D 16 1/8" H 56 3/4"

with door and LED light

W 595 D 410 H 1440
W 23 3/8" D 16 1/8" H 56 3/4"



GVA6/14



GVA6/14K

glass shelf



GVR16

wooden shelf



GVR16

DATASHEET

REGISTERED
DESIGN




VII.2016

Molteni & C


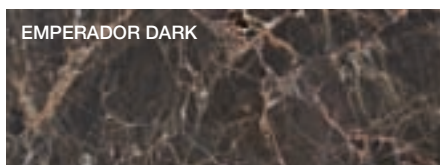
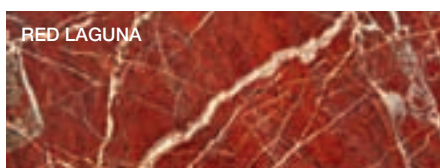

FINISHES MOLTENI&C RANGE

IX.2016


WOODS






MARBLES



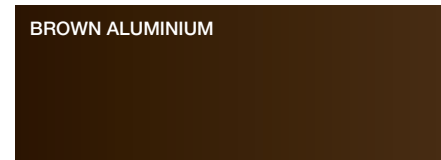
GRES



METAL PARTS



DWELL
DOOR FRAME, TRACK COVERING PROFILES



The finishes shown are indicative and refer to the entire production range. We recommend that you consult the "Colour Range" samples which shown the complete range of finishes, including those not shown here. Molteni&C reserves the right to modify the range without warning.