

Molteni & C

CODEX — PATRICIA URQUIOLA 2011

1—
2



Codex, a table designed along the typical lines of Night&Day and Scriba. The accurate working of the base recalls the barcode theme and exalts the light shape without compromising the stability. The wood top, which has a considerable thickness, underscores the outstanding personality and natural features of the design.

DATASHEET

REGISTERED
DESIGN

VII.2016

molteni.it

Dimensions in millimeters and inches. The right to discontinue and make changes is reserved. This information is based on the latest product information available at the time of printing.

FINISHES

TOP FINISHES

eucalyptus - grey oak - graphite oak - light elm - dark elm

LEGS FINISHES

matt lacquer colours in the Molteni colour range

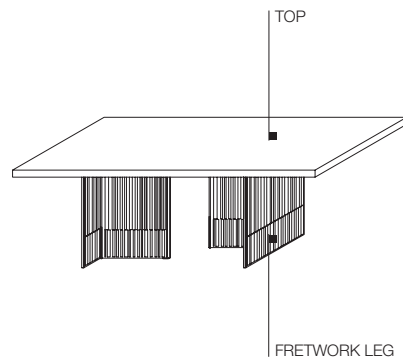
TECHNICAL INFORMATION

FRETWORK LEG

Panel in phenolic HPL laminate, painted in the colours of the “Molteni Range”. Adjustable feet.

TOP

Honeycomb core wood panel, finished with sliced Oak (*Quercus*), Elm (*Ulmus rubra*) or Eucalyptus (*Eucalyptus globulus*) veneer.



DIMENSIONS

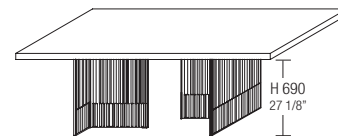
Reductions

No reductions of any kind are possible

rectangular table

W 2100 D 1100 H 740

W 82 5/8" D 43 1/4" H 29 1/8"

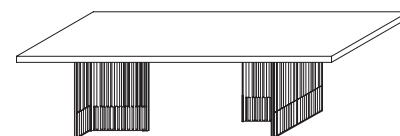


TCX1

rectangular table

W 2600 D 1100 H 740

W 102 3/8" D 43 1/4" H 29 1/8"



TCX2

DATASHEET

REGISTERED
DESIGN

VII.2016

Molteni & C

FINISHES MOLTENI&C RANGE

IX.2016




	MATT LACQUER OPEN GRAIN LACQUER	GLOSSY LACQUER	COLOURED GLASS	ETCHED COLOURED GLASS	PLASTER LACQUERED CARTAPAGLIA LACQUERED <i>only Gliss Master</i>	STOPSOL
CHALK WHITE	•	•	•	•	•	
IVORY	•				•	
PEARL	•	•	•	•	•	
SILICA	•	•	•	•	•	
SAND	•	•	•	•	•	
PLATINUM	•	•	•	•	•	
DUNE	•	•	•	•	•	
CLAY	•	•	•	•	•	
DOLOMITE GREY	•	•	•	•	•	
RUBY	•	•	•	•	•	
CARAMEL	•	•	•	•	•	
MOKA	•	•	•	•	•	
MUSTARD	•	•	•	•	•	
CADMIUM	•	•	•	•	•	
LIGHT BLUE GREY	•	•	•	•	•	
BALTIC GREEN	•	•	•	•	•	
LEAD	•	•	•	•	•	
ANTHRACITE	•	•	•	•	•	
BLACK	•	•	•	•	•	
BRONZE				•		
GREY						•
LESSLESS RED <i>only matt lacquer</i>	•					

Molteni & C


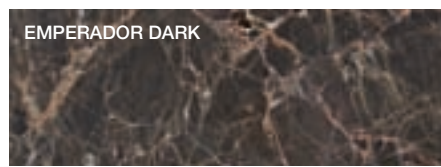
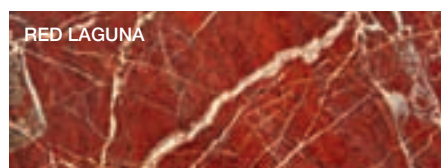

FINISHES MOLTENI&C RANGE

IX.2016


WOODS





MARBLES



GRES



METAL PARTS



DWELL
DOOR FRAME, TRACK COVERING PROFILES



The finishes shown are indicative and refer to the entire production range. We recommend that you consult the "Colour Range" samples which shown the complete range of finishes, including those not shown here. Molteni&C reserves the right to modify the range without warning.