



GE0018-GE0001

ITA **Struttura** Espanso schiumato a freddo ignifugo ② con struttura interna in acciaio ①, rivestito con fibra poliestere. Piedi a ponte in acciaio cromato, cromato nero, Ossidored Ral 3009 o Sand Grey NCS S 5005-Y20R.⑤

Cuscini I cuscini del sedile sono in piuma d'oca con inserto in poliuretano espanso ④. I cuscini dello schienale, bracciolo ③ e cuscini optional sono in piumino d'oca.

Rivestimenti Nei rivestimenti " Pelle e tessuto Waterborn " il modello viene prodotto con le cuciture sui braccioli e schienali, mentre per tutti gli altri rivestimenti viene prodotto senza cuciture.

Caratteristiche La collezione GENTRY è sfoderabile.

Attenzione Tutti i disegni delle composizioni si riferiscono alla versione destra. Allegare un disegno per ogni ordine di composizioni non codificate. La tipologia dei piedi è determinata automaticamente con l'indicazione del corretto posizionamento.

DEU **Struktur** Kaltschaum feuerhemmend ②, mit Innenstruktur aus Stahl ① beschichtet mit Polyesterwatte. Fußgängerbrücke aus Stahl verchromt, verchromt schwarz, Ossidored Ral 3009 oder Sand Grey NCS S 5005-Y20R.⑤

Kissen Sitzkissen in Daune mit Polyurethan-Weichschaum-Einlage ④. Die Rückenkissen, Armlehne ③ und optional mit Kissen in Daune.

Bezug Bezüge in Leder oder in Stoff Waterborn haben Nähte auf Arm- und Rückenlehnen. Fertigungen in anderen Stoffvarianten haben keine Nähte.

Besonderheiten Die Kollektion GENTRY ist abziehbar.

Achtung Zeichnungen zeigen die Rechtsausführung. Bei Bestellung von nicht kodifizierten Kompositionen Zeichnung beilegen. Die Art der Füße wird automatisch mit der Anzeige der korrekten Positionierung bestimmt.

RIVESTIMENTI CONSIGLIATI
Recommended fabric hangers
Vorgeschlagene Stoffbuegel
Liasses de tissus conseillées

115-People for Gentry
118-Units 1

Il numero/nome rosso indica lo specifico tessuto sconsigliato all'interno della tirella.
The number/name in red indicates the specific fabric in the swatches which is not recommended.
Die rote Nummer/der name bezeichnet einen Stoff aus dem Stoffmusterkatalog, der nicht empfohlen wird.
Le numéro/nom rouge indique le tissu spécifique déconseillé à l'intérieur de la liasse.

119-Units 2 120-Units 3

ENG **Structure** Injected flame-retardant foam ② over internal steel frame ① and upholstered with polyester fibre. Bridge feet in chrome steel, black chrome steel, Ossidored Ral 3009 or Sand Grey NCS S 5005-Y20R.⑤

Cushions Seat cushions are in goose down with polyurethane foam insert ④. The back cushions, armrest ③ and optional cushions are in goose down.

Covers Covers in leather or in fabric Waterborn have stitchings on back - and armrests. All other fabric versions do not have stitchings.

Features The GENTRY collection covers are removable.

Note All the drawings of the compositions refer to the right-hand version. Enclose a drawing for every order of not codified compositions. The type of the feet is determined automatically with the indication of the correct positioning.

FRA **Structure** Mousse ignifugée injectée à froid ② avec structure interne en acier ①, recouverte de fibre polyester. Pieds a pont en acier chromé, chromé noir, Ossidored Ral 3009 ou Sand Grey NCS S 5005-Y20R.⑤

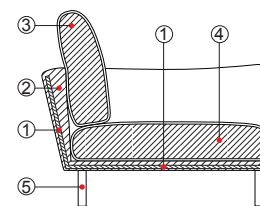
Coussins Coussins d'assise sont en duvet d'oie avec insert en mousse de polyuréthane ④. Les coussins de dos, accoudoir ③ et des coussins optionelle sont en plume d'oie.

Revêtements Pour les versions en cuir et en tissu Waterborn, les housses ont les coutures sur les accoudoirs et le dossier; pour tous les autres revêtements les housses sont sans coutures.

Caractéristiques La collection GENTRY est déhoussable.

Attention Tous les dessins des compositions se réfèrent à la version droite. Joindre un dessin pour toute commande de compositions pas codifiées. Le type de pieds est déterminée automatiquement à l'indication de la mise en place correcte.

-Pelle Cirè / Leather Cirè Z



RIVESTIMENTI CONSIGLIATI

Recommended fabric hangers
Vorgeschlagene Stoffbuegel
Liasse de tissus conseillées

115-People for Gentry
118-Units 1

Il numero/nome rosso indica lo specifico tessuto sconsigliato all'interno della tirella.
The number/name in red indicates the specific fabric in the swatches which is not recommended.
Die rote Nummer/der name bezeichnet einen Stoff aus dem Stoffmusterkatalog, der nicht empfohlen wird.
Le numéro/nom rouge indique le tissu spécifique déconseillé à l'intérieur de la liasse.

119-Units 2 120-Units 3

-Pelle Cirè / Leather Cirè Z

MATERIALI E FINITURE

Colori piedi
Colors Feet
Farbenfüsse
Couleurs pieds


MATERIALS AND FINISHES - MATERIALIEN UND AUSFÜHRUNGEN - MATERIAUX ET FINITIONS




Acciaio cromato
Chrome steel
Stahl verchromt
Acier chromé



Acciaio cromato nero
Chrome black steel
Stahl verchromt schwarz
Acier chromé noir



NCS S 5005-Y20R
Sand Grey

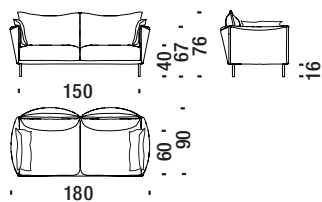


RAL 3009
Oxidored

Divano 2 posti 180x90

Sofa 180x90 - Sofa 180x90 - Canapé 180x90
12 mt. 22,8 m² 1,4 m³ 60 Kg

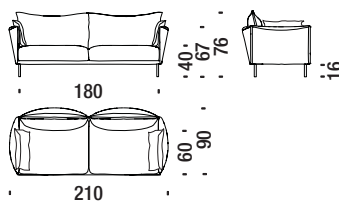
886



Divano 2 posti 210x90

2 seater sofa 210x90 - Sofa 2-Sitzig 210x90 - Canapé 2 places 210x90
13 mt. 24,7 m² 1,5 m³ 70 Kg

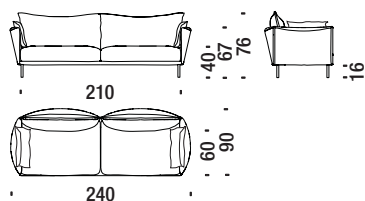
855



Divano 2 posti major 240x90

2 seater sofa major 240x90 - Sofa 2-Sitzig Major 240x90 - Canapé 2 places major 240x90
13,5 mt. 25,7 m² 1,7 m³ 85 Kg

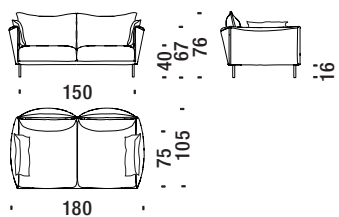
856



Divano 2 posti 180x105

Sofa 180x105 - Sofa 180x105 - Canapé 180x105
12,8 mt. 24,3 m² 1,4 m³ 65 Kg

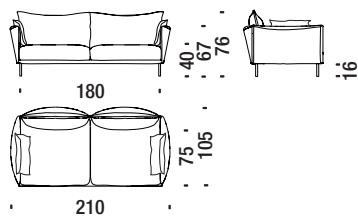
887



Divano 2 posti 210x105

2 seater sofa 210x105 - Sofa 2-Sitzig 210x105 - Canapé 2 places 210x105
12,8 mt. 24,3 m² 1,7 m³ 75 Kg

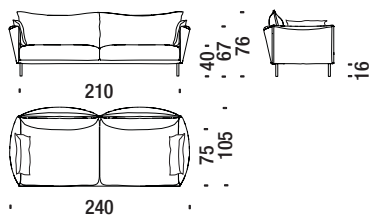
002



Divano 2 posti major 240x105

2 seater sofa major 240x105 - Sofa 2-Sitzig Major 240x105 - Canapé 2 places major 240x105
13,2 mt. 25 m² 1,9 m³ 90 Kg

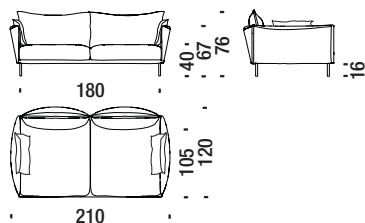
018



Divano 2 posti 210x120

2 seater sofa 210x120 - Sofa 2-sitzig 210x120 - Canapé 2 places 210x120
13,2 mt. 25 m² 1,9 m³ 80 Kg

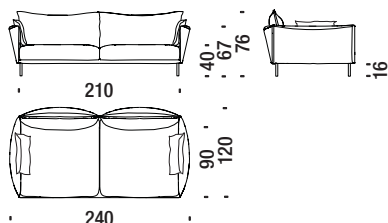
598



Divano 2 posti major 240x120

2 seater sofa major 240x120 - Sofa 2-Sitzig Major 240x120 - Canapé 2 places major 240x120
13,5 mt. 25,7 m² 2,1 m³ 95 Kg

599

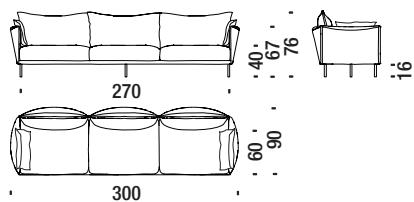


Divano 3 posti 300x90

3 seater sofa 300x90 - Sofa 3-sitzig 300x90 - Canapé 3 places 300x90

16,5 mt. 31,3 m² 2,2 m³ 110 Kg

857

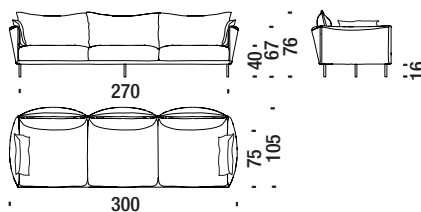


Divano 3 posti 300x105

3 seater sofa 300x105 - Sofa 3-sitzig 300x105 - Canapé 3 places 300x105

17 mt. 32,3 m² 2,5 m³ 120 Kg

617

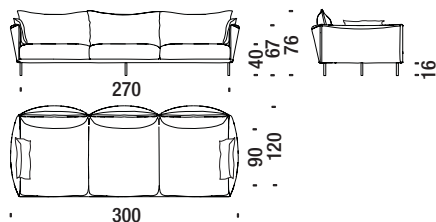


Divano 3 posti 300x120

3 seater sofa 300x120 - Sofa 3-sitzig 300x120 - Canapé 3 places 300x120

17,6 mt. 33,5 m² 2,7 m³ 130 Kg

618

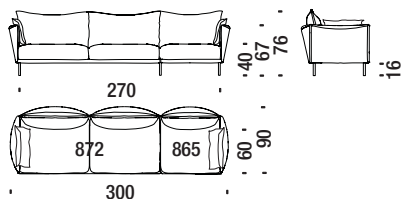


Composizione C71Dx-C71Sx

Composition C71R or C71L - Zusammenstellung C71R or C71L - Composition C71D or C71G

17 mt. 32,3 m² 2,2 m³ 105 Kg

C71

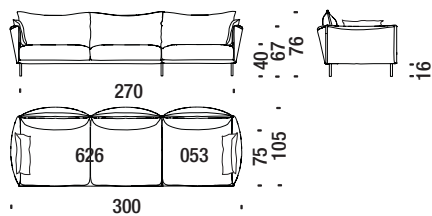


Composizione C30Dx-C30Sx

Composition C30R or C30L - Zusammenstellung C30R or C30L - Composition C30D or C30G

17,7 mt. 34 m² 2,4 m³ 110 Kg

C30

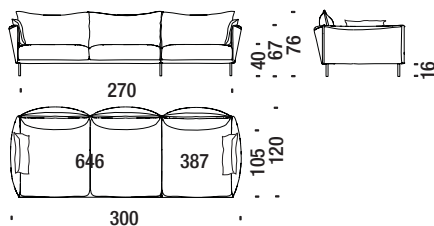


Composizione C40Dx-C40Sx

Composition C40R or C40L - Zusammenstellung C40R or C40L - Composition C40D or C40G

17,5 mt. 33 m² 2,7 m³ 120 Kg

C40

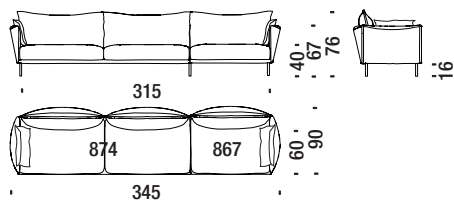


Composizione C81Dx-C81Sx

Composition C81R or C81L - Zusammenstellung C81R or C81L - Composition C81D or C81G

18,2 mt. 35 m² 2,5 m³ 120 Kg

C81

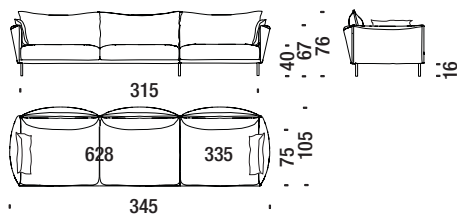


Composizione C60Dx-C60Sx

Composition C60R or C60L - Zusammenstellung C60R or C60L - Composition C60D or C60G

18 mt. 34,5 m² 2,8 m³ 130 Kg

672

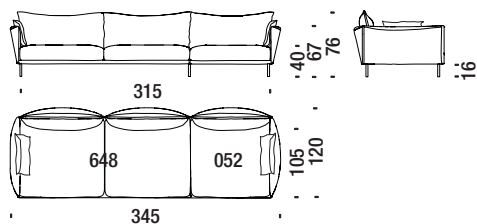


Composizione C70Dx-C70Sx

673

Composition C70R or C70L - Zusammenstellung C70R oder C70L - Composition C70D ou C70G

19,3 mt. 37 m² 3 m³ 140 Kg

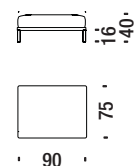


Pouf 90x75

214

Stool 90x75 - Hocker 90x75 - Pouf 90x75

2,5 mt. 4,9 m² 0,3 m³ 20 Kg

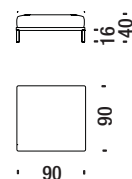


Pouf 90x90

017

Stool 90x90 - Hocker 90x90 - Pouf 90x90

2,8 mt. 5,2 m² 0,4 m³ 25 Kg

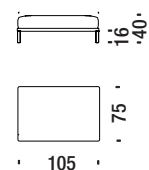


Pouf 105x75

772

Stool 105x75 - Hocker 105x75 - Pouf 105x75

3,1 mt. 5,5 m² 0,4 m³ 25 Kg

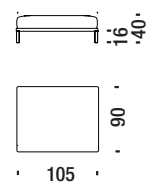


Pouf 105x90

076

Stool 105x90 - Hocker 105x90 - Pouf 105x90

3,2 mt. 6 m² 0,5 m³ 30 Kg

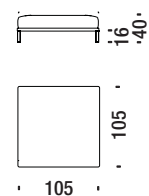


Pouf 105x105

077

Stool 105x105 - Hocker 105x105 - Pouf 105x105

4 mt. 7,3 m² 0,5 m³ 35 Kg

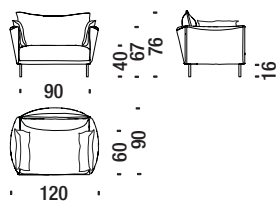


Poltrona 120x90

Armchair 120x90 - Sessel 120x90 - Fauteuil 120x90

8,2 mt. 13,2 m² 0,9 m³ 40 Kg

001

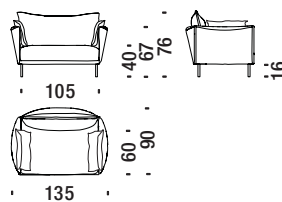


Poltrona 135x90

Armchair 135x90 - Sessel 135x90 - Fauteuil 135x90

9 mt. 15,4 m² 1 m³ 45 Kg

004



Cuscino optional 45x40

Optional cushion 45x40 - Optional Kissen 45x40 - Coussin optional 45x40

0,6 mt. 1 m²

04K



Cuscino optional 58x28

Optional cushion 58x28 - Optional Kissen 58x28 - Coussin optional 58x28

0,7 mt. 1,1 m²

529



Cuscino optional 58x52

Optional cushion 58x52 - Optional Kissen 58x52 - Coussin optional 58x52

0,8 mt. 1,2 m²

531

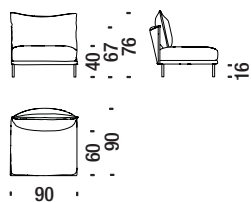


Elemento 1p centrale 90x90

858

1 seater central element 90x90 - 1-Sitz Zentralelement 90x90 - Élément central 1 place 90x90

4,8 mt. 9,1 m² 0,7 m³ 30 Kg

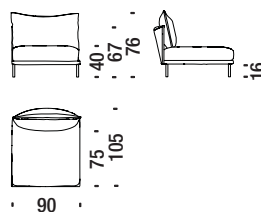


Elemento 1p centrale 90x105

395

1 seater central element 90x105 - 1-Sitz Zentralelement 90x105 - Élément central 1 place 90x105

5 mt. 9,5 m² 0,9 m³ 35 Kg

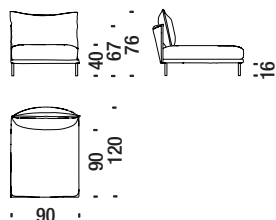


Elemento 1p centrale 90x120

331

1 seater central element 90x120 - 1-Sitz Zentralelement 90x120 - Élément central 1 place 90x120

5 mt. 9,5 m² 1 m³ 40 Kg

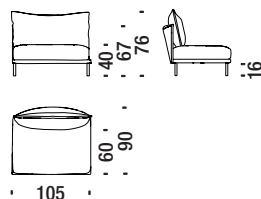


Elemento 1p centrale 105x90

859

1 seater central element 105x90 - 1-Sitz Zentralelement 105x90 - Élément central 1 place 105x90

5,4 mt. 10,2 m² 0,9 m³ 35 Kg

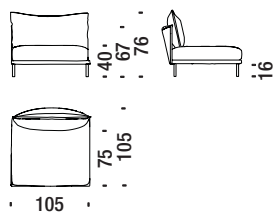


Elemento 1p centrale 105x105

011

1 seater central element 105x105 - 1-Sitz Zentralelement 105x105 - Élément central 1 place 105x105

6 mt. 11,4 m² 0,9 m³ 35 Kg

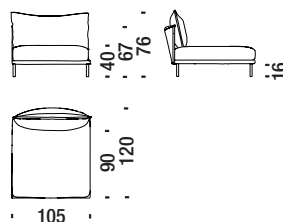


Elemento 1p centrale 105x120

396

1 seater central element 105x120 - 1-Sitz Zentralelement 105x120 - Élément central 1 place 105x120

6 mt. 11,4 m² 1 m³ 40 Kg

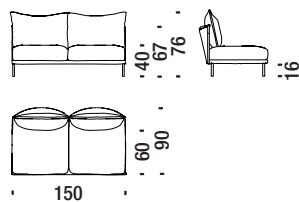


Elemento 2p centrale 150x90

860

2 seater central element 150x90 - 2-Sitz Zentralelement 150x90 - Élément 2 places central 150x90

8,4 mt. 16 m² 1,1 m³ 50 Kg

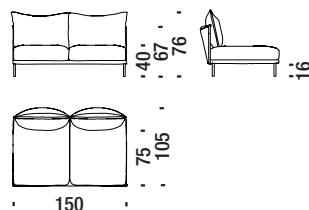


Elemento 2p centrale 150x105

861

2 seater central element 150x105 - 2-Sitz Zentralelement 150x105 - Élément 2 places central 150x105

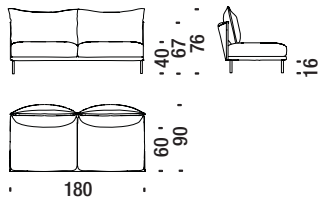
8,8 mt. 16,8 m² 1,3 m³ 55 Kg



Elemento 2p centrale 180x90

2 seater central element 180x90 - 2-Sitz Zentralelement 180x90 - Élément 2 places central 180x90

8,8 mt. 16,8 m² 1,3 m³ 60 Kg

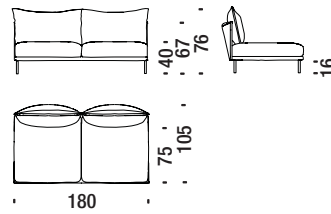


862

Elemento 2p centrale 180x105

2 seater central element 180x105 - 2-Sitz Zentralelement 180x105 - Élément 2 places central 180x105

9,3 mt. 17,6 m² 1,4 m³ 65 Kg

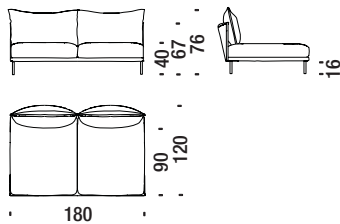


397

Elemento 2p centrale 180x120

2 seater central element 180x120 - 2-Sitz Zentralelement 180x120 - Élément 2 places central 180x120

9,1 mt. 17,3 m² 1,6 m³ 70 Kg

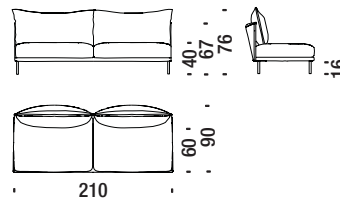


391

Elemento 2p centrale 210x90

2 seater central element 210x90 - 2-Sitz Zentralelement 210x90 - Élément 2 places central 210x90

9,6 mt. 18,2 m² 1,5 m³ 65 Kg

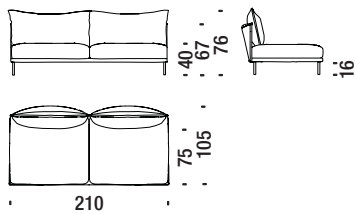


863

Elemento 2p centrale 210x105

2 seater central element 210x105 - 2-Sitz Zentralelement 210x105 - Élément 2 places central 210x105

10,4 mt. 19,8 m² 1,7 m³ 70 Kg

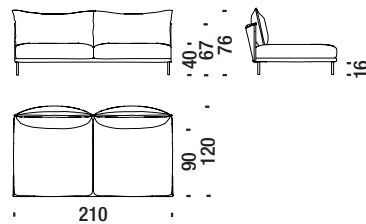


398

Elemento 2p centrale 210x120

2 seater central element 210x120 - 2-Sitz Zentralelement 210x120 - Élément 2 places central 210x120

11 mt. 20,6 m² 1,8 m³ 75 Kg

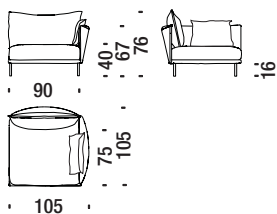


399

Elemento 1p laterale 105x105

1 seater lateral element 105x105 - 1-Sitz element lateral 105x105 - Élément latéral 1 place 105x105

7 mt. 13 m² 0,9 m³ 40 Kg

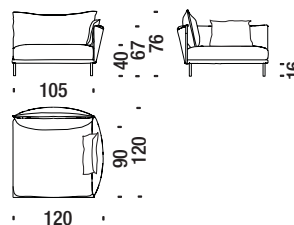


053

Elemento 1p laterale 120x120

1 seater lateral element 120x120 - 1-Sitz element lateral 120x120 - Élément latéral 1 place 120x120

7 mt. 13 m² 1,1 m³ 50 Kg



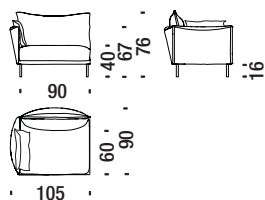
052

Elemento 1p sinistro 105x90

1 seater lateral left 105x90 - 1-Sitz Element links 105x90 - Élément latéral 1 place gauche 105x90

6,8 mt. 13 m² 0,8 m³ 40 Kg

864

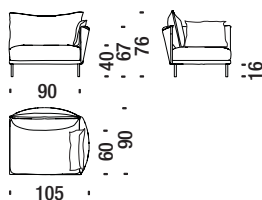


Elemento 1p destro 105x90

1 seater lateral right 105x90 - 1-Sitz Element rechts 105x90 - Élément latéral 1 place droit 105x90

6,8 mt. 13 m² 0,8 m³ 40 Kg

865

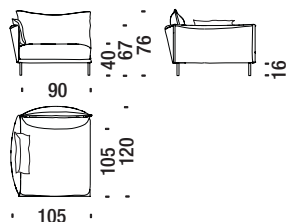


Elemento 1p sinistro 105x120

1 seater lateral left 105x120 - 1-Sitz Element links 105x120 - Élément latéral 1 place gauche 105x120

7,3 mt. 13,9 m² 1 m³ 45 Kg

388

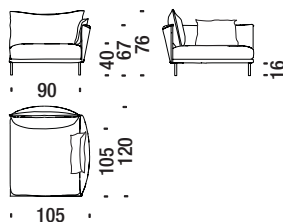


Elemento 1p destro 105x120

1 seater lateral right 105x120 - 1-Sitz Element rechts 105x120 - Élément latéral 1 place droit 105x120

7,3 mt. 13,9 m² 1 m³ 45 Kg

387

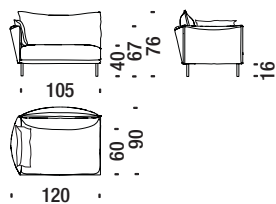


Elemento 1p sinistro 120x90

1 seater lateral left 120x90 - 1-Sitz Element links 120x90 - Élément latéral 1 place gauche 120x90

7 mt. 13,3 m² 0,9 m³ 40 Kg

866

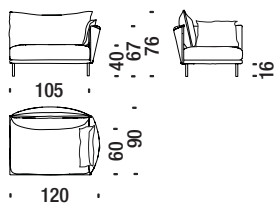


Elemento 1p destro 120x90

1 seater lateral right 120x90 - 1-Sitz Element rechts 120x90 - Élément latéral 1 place droit 120x90

7 mt. 13,3 m² 0,9 m³ 40 Kg

867

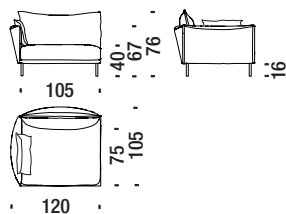


Elemento 1p sinistro 120x105

1 seater lateral left 120x105 - 1-Sitz Element links 120x105 - Élément latéral 1 place gauche 120x105

7,3 mt. 13,9 m² 1 m³ 45 Kg

334

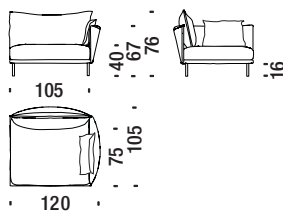


Elemento 1p destro 120x105

1 seater lateral right 120x105 - 1-Sitz Element rechts 120x105 - Élément latéral 1 place droit 120x105

7,3 mt. 13,9 m² 1 m³ 45 Kg

335

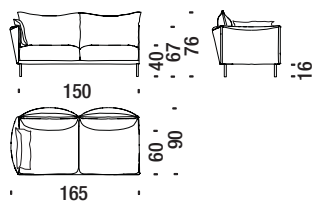


Elemento 2p sinistro 165x90

868

2 seater lateral left 165x90 - 2-Sitz Element links 165x90 - Élément latéral 2 places gauche 165x90

11 mt. 21 m² 1,2 m³ 55 Kg

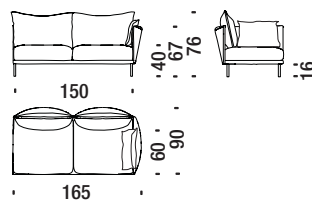


Elemento 2p destro 165x90

869

2 seater lateral right 165x90 - 2-Sitz Element rechts 165x90 - Élément latéral 2 places droit 165x90

11 mt. 21 m² 1,2 m³ 55 Kg

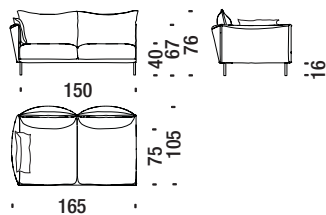


Elemento 2p sinistro 165x105

870

2 seater lateral left 165x105 - 2-Sitz Element links 165x105 - Élément latéral 2 places gauche 165x105

11 mt. 21 m² 1,4 m³ 60 Kg

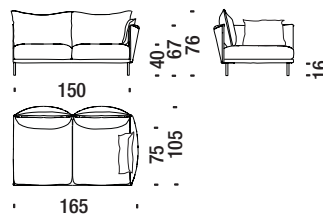


Elemento 2p destro 165x105

871

2 seater lateral right 165x105 - 2-Sitz Element rechts 165x105 - Élément latéral 2 places droit 165x105

11 mt. 21 m² 1,4 m³ 60 Kg

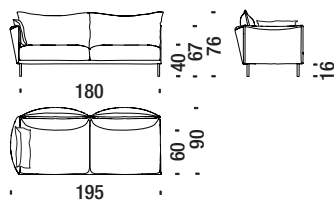


Elemento 2p sinistro 195x90

872

2 seater lateral left 195x90 - 2-Sitz Element links 195x90 - Élément latéral 2 places gauche 195x90

11 mt. 21 m² 1,4 m³ 65 Kg

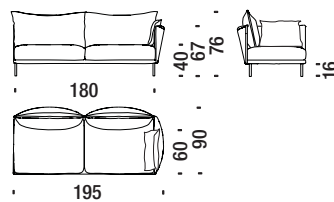


Elemento 2p destro 195x90

873

2 seater lateral right 195x90 - 2-Sitz Element rechts 195x90 - Élément latéral 2 places droit 195x90

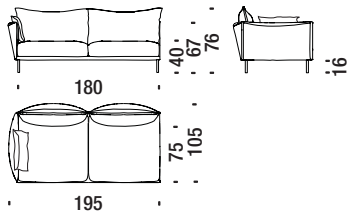
11 mt. 21 m² 1,4 m³ 65 Kg



Elemento 2p sinistro 195x105 626

2 seater lateral left 195x105 - 2-Sitz Element links 195x105 - Élément latéral 2 places gauche 195x105

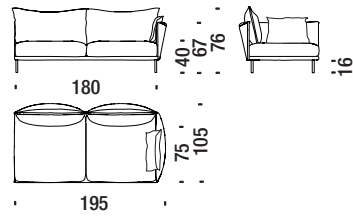
11,8 mt. 22,5 m² 1,5 m³ 70 Kg



Elemento 2p destro 195x105 627

2 seater lateral right 195x105 - 2-Sitz Element rechts 195x105 - Élément latéral 2 places droit 195x105

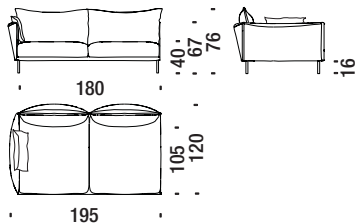
11,8 mt. 22,5 m² 1,5 m³ 70 Kg



Elemento 2p sinistro 195x120 646

2 seater lateral left 195x120 - 2-Sitz Element links 195x120 - Élément latéral 2 places gauche 195x120

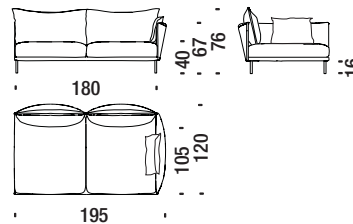
12,1 mt. 23 m² 1,7 m³ 75 Kg



Elemento 2p destro 195x120 647

2 seater lateral right 195x120 - 2-Sitz Element rechts 195x120 - Élément latéral 2 places droit 195x120

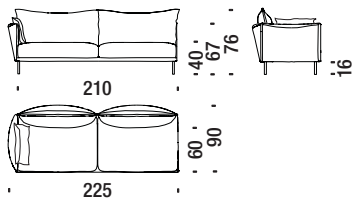
12,1 mt. 23 m² 1,7 m³ 75 Kg



Elemento 2p sinistro 225x90 874

2 seater lateral left 225x90 - 2-Sitz Element links 225x90 - Élément latéral 2 places gauche 225x90

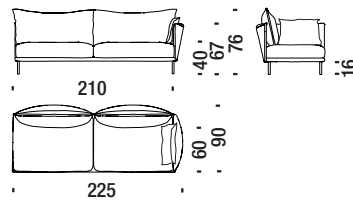
11 mt. 22,5 m² 1,6 m³ 80 Kg



Elemento 2p destro 225x90 875

2 seater lateral right 225x90 - 2-Sitz Element rechts 225x90 - Élément latéral 2 places droit 225x90

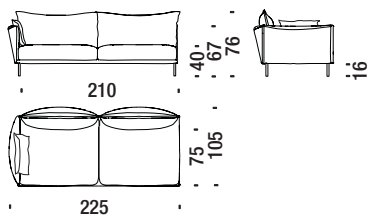
11 mt. 22,5 m² 1,6 m³ 80 Kg



Elemento 2p sinistro 225x105 628

2 seater lateral left 225x105 - 2-Sitz Element links 225x105 - Élément latéral 2 places gauche 225x105

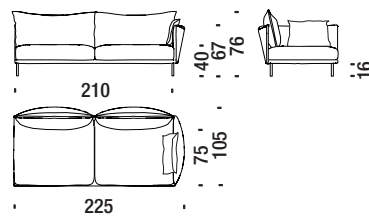
12,4 mt. 23,6 m² 1,8 m³ 85 Kg



Elemento 2p destro 225x105 629

2 seater lateral right 225x105 - 2-Sitz Element rechts 225x105 - Élément latéral 2 places droit 225x105

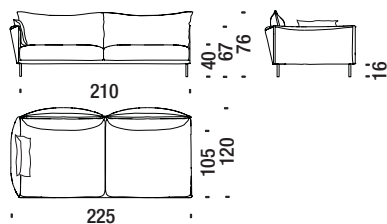
12,4 mt. 23,6 m² 1,8 m³ 85 Kg



Elemento 2p sinistro 225x120

2 seater lateral left 225x120 - 2-Sitz Element links 225x120 - Élément latéral 2 places gauche 225x120

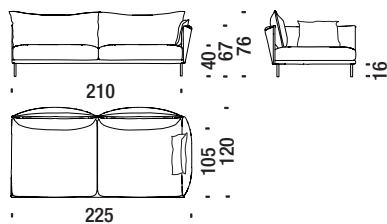
12 mt. 23 m² 1,9 m³ 90 Kg



Elemento 2p destro 225x120

2 seater lateral right 225x120 - 2-Sitz Element rechts 225x120 - Élément latéral 2 places droit 225x120

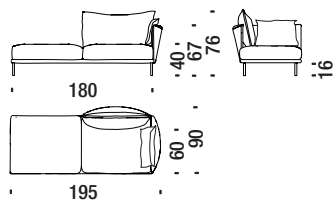
12 mt. 23 m² 1,9 m³ 90 Kg



Penisola 2p sinistra 195x90

2 seater left peninsula 195x90 - 2-Sitz Halbinsel links 195x90 - Péninsule 2 places gauche 195x90

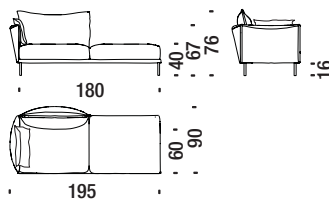
9 mt. 17,1 m² 1,4 m³ 65 Kg



Penisola 2p destra 195x90

2 seater right peninsula 195x90 - 2-Sitz Halbinsel rechts 195x90 - Péninsule 2 places droit 195x90

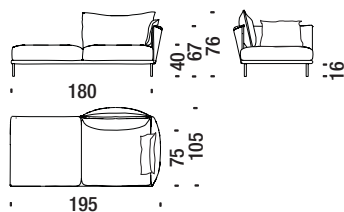
9 mt. 17,1 m² 1,4 m³ 65 Kg



Penisola 2p sinistra 195x105

2 seater left peninsula 195x105 - 2-Sitz Halbinsel links 195x105 - Péninsule 2 places gauche 195x105

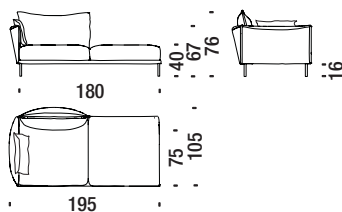
9,6 mt. 18,2 m² 1,4 m³ 65 Kg



Penisola 2p destra 195x105

2 seater right peninsula 195x105 - 2-Sitz Halbinsel rechts 195x105 - Péninsule 2 places droit 195x105

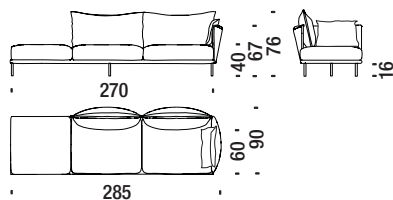
9,6 mt. 18,2 m² 1,4 m³ 65 Kg



Penisola 3p sinistra 285x90

3 seater left peninsula 285x90 - 3-Sitz Halbinsel links 285x90 - Péninsule 3 places gauche 285x90

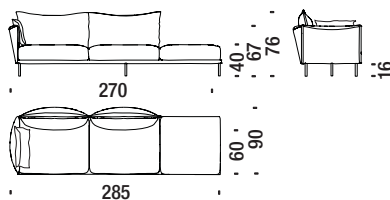
13,5 mt. 25,7 m² 2,1 m³ 95 Kg



Penisola 3p destra 285x90

3 seater right peninsula 285x90 - 3-Sitz Halbinsel rechts 285x90 - Péninsule 3 places droit 285x90

13,5 mt. 25,7 m² 2,1 m³ 95 Kg

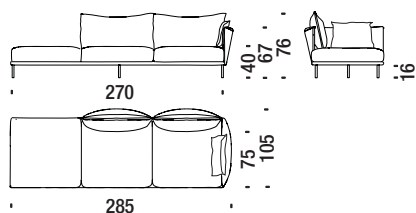


Penisola 3p sinistra 285x105

3 seater left peninsula 285x105 - 3-Sitz.Halbinsel links 285x105 - Péninsule 3 places gauche 285x105

14 mt. 26,6 m² 2,5 m³ 100 Kg

676

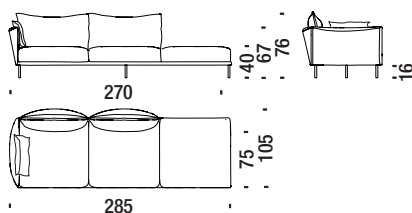


Penisola 3p destra 285x105

3 seater right peninsula 285x105 - 3-Sitz.Halbinsel rechts 285x105 - Péninsule 3 places droit 285x105

14 mt. 26,6 m² 2,5 m³ 100 Kg

677

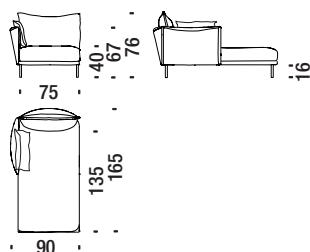


Chaise Longue sinistra 90x165

Chaise Longue left 90x165 - Chaise Longue links 90x165 - Chaise Longue gauche 90x165

7,7 mt. 14,7 m² 1,2 m³ 75 Kg

880

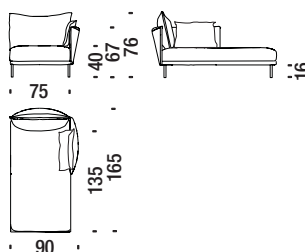


Chaise Longue destra 90x165

Chaise Longue right 90x165 - Chaise Longue rechts 90x165 - Chaise Longue droit 90x165

7,7 mt. 14,7 m² 1,2 m³ 75 Kg

881

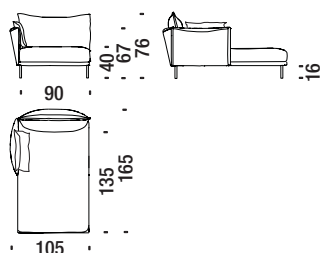


Chaise Longue sinistra 105x165

Chaise Longue left 105x165 - Chaise Longue links 105x165 - Chaise Longue gauche 105x165

8 mt. 15,2 m² 1,4 m³ 80 Kg

882

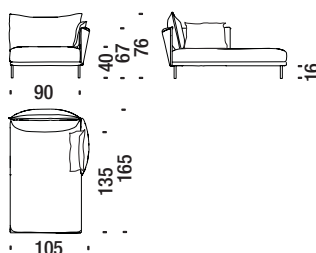


Chaise Longue destra 105x165

Chaise Longue right 105x165 - Chaise Longue rechts 105x165 - Chaise Longue droit 105x165

8 mt. 15,2 m² 1,4 m³ 80 Kg

883

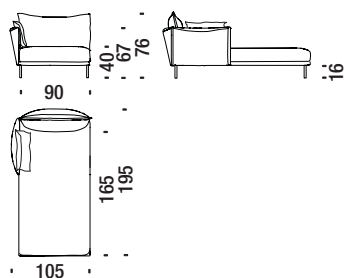


Chaise Longue sinistra 105x195

Chaise Longue left 105x195 - Chaise Longue links 105x195 - Chaise Longue gauche 105x195

8,8 mt. 16,8 m² 1,7 m³ 85 Kg

OD4

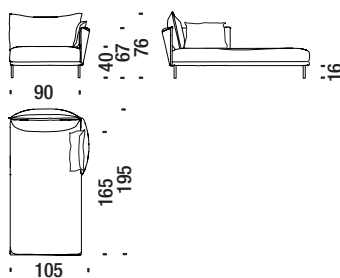


Chaise Longue destra 105x195

Chaise Longue right 105x195 - Chaise Longue rechts 105x195 - Chaise Longue droit 105x195

8,8 mt. 16,8 m² 1,7 m³ 85 Kg

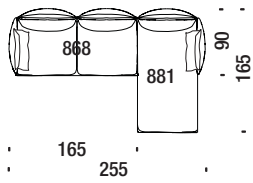
OD3



Composizione C21Dx-C21Sx

Composition C21R or C21L - Zusammenstellung C21R oder C21L - Composition C21D ou C21G

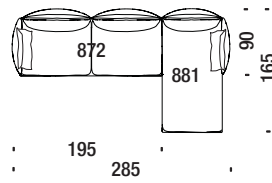
17,3 mt. 32 m² 2,4 m³ 130 Kg



Composizione C31Dx-C31Sx

Composition C31R or C31L - Zusammenstellung C31R oder C31L - Composition C31D ou C31G

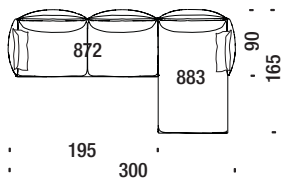
18,6 mt. 35,3 m² 2,6 m³ 140 Kg



Composizione C11Dx-C11Sx

Composition C11R or C11L - Zusammenstellung C11R oder C11L - Composition C11D ou C11G

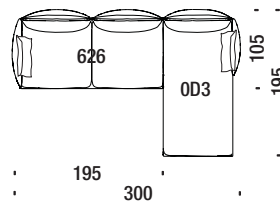
17,3 mt. 32 m² 2,8 m³ 145 Kg



Composizione C10Dx-C10Sx

Composition C10R or C10L - Zusammenstellung C10R oder C10L - Composition C10D ou C10G

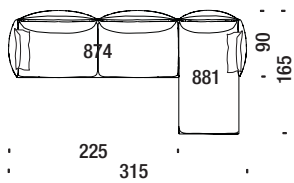
18,6 mt. 35,3 m² 3,2 m³ 155 Kg



Composizione C41Dx-C41Sx

Composition C41R or C41L - Zusammenstellung C41R oder C41L - Composition C41D ou C41G

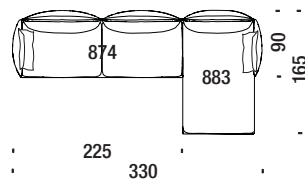
17,3 mt. 32 m² 2,8 m³ 155 Kg



Composizione C51Dx-C51Sx

Composition C51R or C51L - Zusammenstellung C51R oder C51L - Composition C51D ou C51G

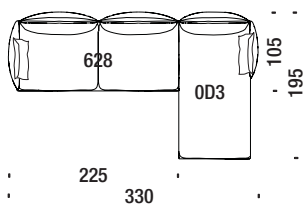
17,3 mt. 32 m² 3 m³ 160 Kg



Composizione C20Dx-C20Sx

Composition C20R or C20L - Zusammenstellung C20R oder C20L - Composition C20D ou C20G

18,2 mt. 35 m² 3,5 m³ 170 Kg

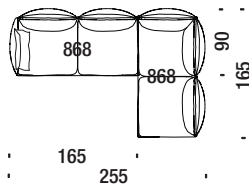


Composizione A11Dx-A11Sx

Composition A11R or A11L - Zusammenstellung A11R oder A11L - Composition A11D ou A11G

20 mt. 38 m² 2,7 m³ 120 Kg

A11

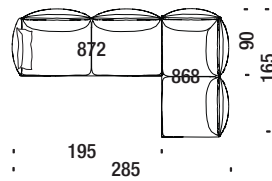


Composizione A21Dx-A21Sx

Composition A21R or A21L - Zusammenstellung A21R oder A21L - Composition A21D ou A21G

21,8 mt. 41,4 m² 2,6 m³ 120 Kg

A21

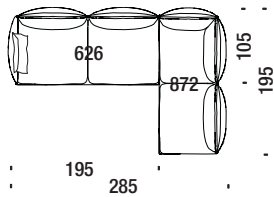


Composizione A31Dx-A31Sx

Composition A31R or A31L - Zusammenstellung A31R oder A31L - Composition A31D ou A31G

21,8 mt. 41,4 m² 2,8 m³ 130 Kg

A31

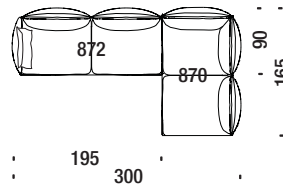


Composizione A41Dx-A41Sx

Composition A41R or A41L - Zusammenstellung A41R oder A41L - Composition A41D ou A41G

21,8 mt. 41,4 m² 2,8 m³ 125 Kg

A41

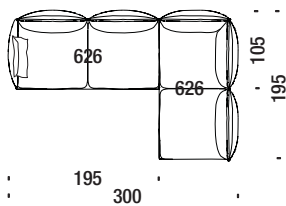


Composizione A10Dx-A10Sx

Composition A10R or A10L - Zusammenstellung A10R oder A10L - Composition A10D ou A10G

22 mt. 42 m² 3 m³ 140 Kg

A10

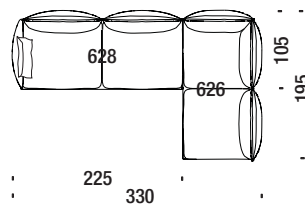


Composizione A20Dx-A20Sx

Composition A20R or A20L - Zusammenstellung A20R oder A20L - Composition A20D ou A20G

22 mt. 42 m² 3,3 m³ 155 Kg

A20

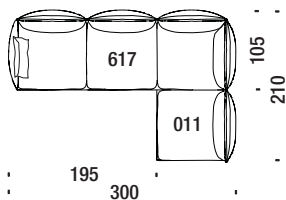


Composizione A30Dx-A30Sx

Composition A30R or A30L - Zusammenstellung A30R oder A30L - Composition A30D ou A30G

22 mt. 42 m² 3,4 m³ 155 Kg

A30

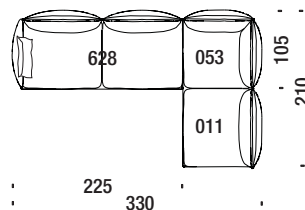


Composizione A40Dx-A40Sx

Composition A40R or A40L - Zusammenstellung A40R oder A40L - Composition A40D ou A40G

24,5 mt. 46,6 m² 3,6 m³ 160 Kg

A40

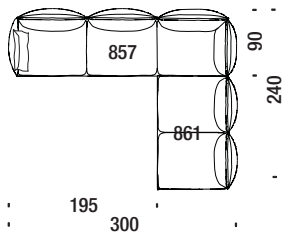


Composizione A51Dx-A51Sx

Composition A51R or A51L - Zusammenstellung A51R oder A51L - Composition A51D ou A51G

26,3 mt. 50 m² 3,5 m³ 165 Kg

A51

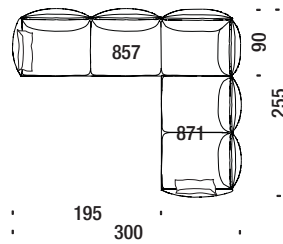


Composizione A61Dx-A61Sx

Composition A61R or A61L - Zusammenstellung A61R oder A61L - Composition A61D ou A61G

27 mt. 51,3 m² 3,6 m³ 170 Kg

A61

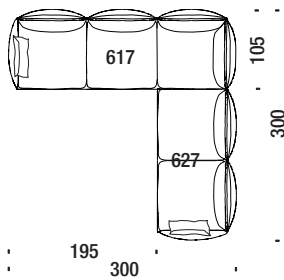


Composizione A50Dx-A50Sx

Composition A50R or A50L - Zusammenstellung A50R oder A50L - Composition A50D ou A50G

28 mt. 53,2 m² 4 m³ 190 Kg

A50

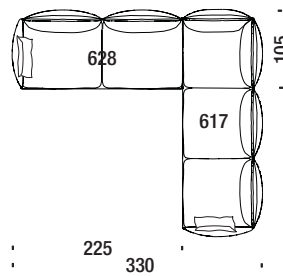


Composizione A60Dx-A60Sx

Composition A60R or A60L - Zusammenstellung A60R oder A60L - Composition A60D ou A60G

28 mt. 53,2 m² 4,3 m³ 205 Kg

A60

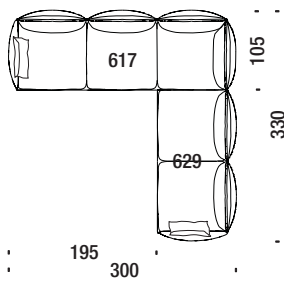


Composizione A70Dx-A70Sx

Composition A70R or A70L - Zusammenstellung A70R oder A70L - Composition A70D ou A70G

28 mt. 53,2 m² 4,3 m³ 205 Kg

A70

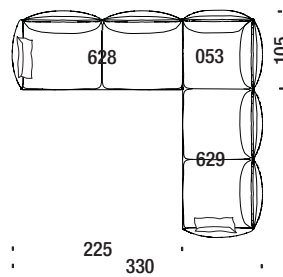


Composizione A80Dx-A80Sx

Composition A80R or A80L - Zusammenstellung A80R oder A80L - Composition A80D ou A80G

28 mt. 53,2 m² 4,5 m³ 210 Kg

A80

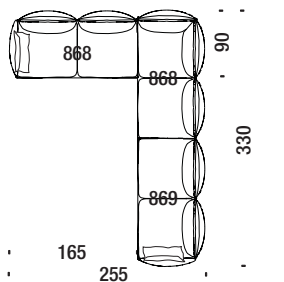


Composizione A71Dx-A71Sx

Composition A71R or A71L - Zusammenstellung A71R oder A71L - Composition A71D ou A71G

31,5 mt. 60 m² 3,6 m³ 165 Kg

A71

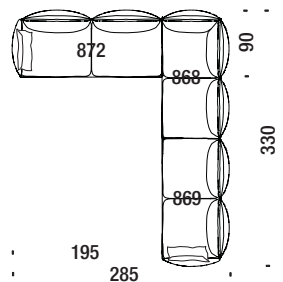


Composizione A81Dx-A81Sx

Composition A81R or A81L - Zusammenstellung A81R oder A81L - Composition A81D ou A81G

31,5 mt. 60 m² 3,8 m³ 175 Kg

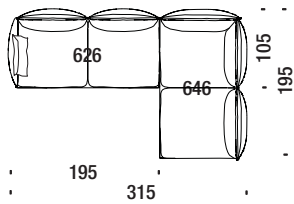
A81



Composizione B10Dx-B10Sx

Composition B10R or B10L - Zusammenstellung B10R or B10L - Composition B10D ou B10G

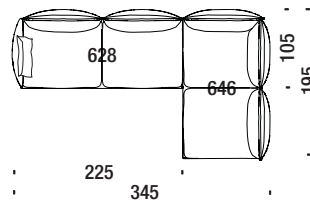
23 mt. 43,7 m² 3,2 m³ 145 Kg



Composizione B20Dx-B20Sx

Composition B20R or B20L - Zusammenstellung B20R or B20L - Composition B20D ou B20G

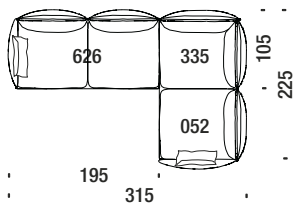
23 mt. 43,7 m² 3,4 m³ 155 Kg



Composizione B30Dx-B30Sx

Composition B30R or B30L - Zusammenstellung B30R or B30L - Composition B30D ou B30G

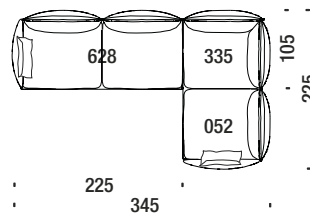
25 mt. 47,5 m² 3,6 m³ 165 Kg



Composizione B40Dx-B40Sx

Composition B40R or B40L - Zusammenstellung B40R or B40L - Composition B40D ou B40G

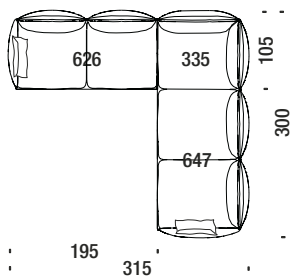
25 mt. 47,5 m² 3,9 m³ 180 Kg



Composizione B50Dx-B50Sx

Composition B50R or B50L - Zusammenstellung B50R or B50L - Composition B50D ou B50G

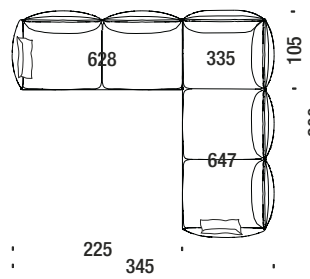
30 mt. 57 m² 4,2 m³ 190 Kg



Composizione B60Dx-B60Sx

Composition B60R or B60L - Zusammenstellung B60R or B60L - Composition B60D ou B60G

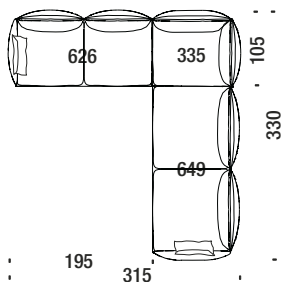
30 mt. 57 m² 4,5 m³ 205 Kg



Composizione B70Dx-B70Sx

Composition B70R or B70L - Zusammenstellung B70R or B70L - Composition B70D ou B70G

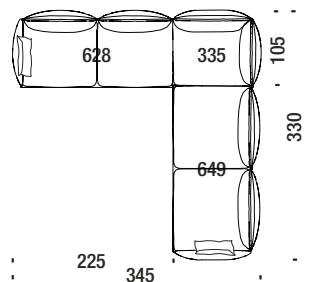
30 mt. 57 m² 4,5 m³ 205 Kg



Composizione B80Dx-B80Sx

Composition B80R or B80L - Zusammenstellung B80R or B80L - Composition B80D ou B80G

30 mt. 57 m² 4,7 m³ 220 Kg

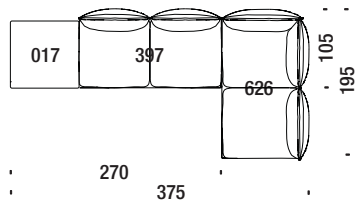


Composizione A90Dx-A90Sx

A90

Composition A90R or A90L - Zusammenstellung A90R oder A90L - Composition A90D ou A90G

22 mt. 42 m² 3,5 m³ 165 Kg

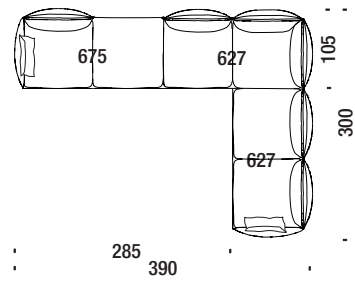


Composizione B90Dx-B90Sx

B90

Composition B90R or B90L - Zusammenstellung B90R oder B90L - Composition B90D ou B90G

34,1 mt. 65 m² 4,4 m³ 205 Kg



Composizione C50Dx-C50Sx

C50

Composition C50R or C50L - Zusammenstellung C50R oder C50L - Composition C50D ou C50G

36,1 mt. 66,2 m² 5,7 m³ 255 Kg

