


Molteni & C

LESSLESS — JEAN NOUVEL 1994

1—
2



LessLess is a complete range of tables, rectangular and square, painted in different colors. An aluminum table the strength of which lies in a play on corners and folds. The external outline of the horizontal table top is very thin and stiffness and it is obtained by bending the aluminum sheet along inclined planes. Designed originally for the Fondation Cartier in Paris, the LessLess tables stand out for intrinsic elegance and light lines in every environment.

FEATURES

Range of aluminium tables. The four legs are L-shaped, with 45 mm (1 3/4") wings and 8 mm thick (3/8"). The availability of various sizes and colours offers different uses and possibilities.

DATASHEET

REGISTERED
DESIGN

VII.2016

molteni.it

Dimensions in millimeters and inches. The right to discontinue and make changes is reserved. This information is based on the latest product information available at the time of printing.

FINISHES

STRUCTURE AND TOP FINISHES

chalk white - platinum - anthracite - black - ruby - dolomite grey - clay
silver grey (special colour) - LessLess red (special colour)

On request it is possible to have the table in the other matt colours of Molteni range.

TECHNICAL INFORMATION

LEGS

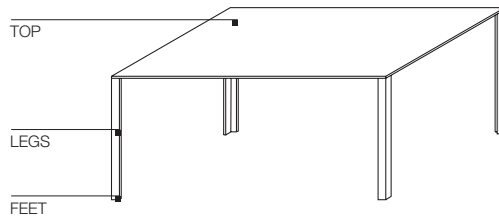
Corner element in extruded aluminium painted in the Molteni colours.

TABLE TOP

Reinforced box-section aluminium sheet with wedges of folded and ribbed sheet, joined together with epoxy glue. Painted in the Molteni colours.

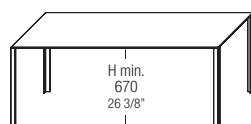
FEET

Nylon.



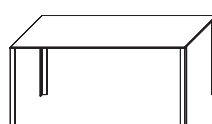
DIMENSIONS

tables H 720
W 1900 D 900
H 28 3/8" W 74 3/4" D 35 3/8"



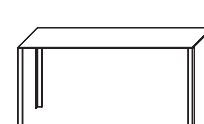
TLA/1

W 1600 D 800
W 63" D 31 1/2"




TLA/2

W 1600 D 500
W 63" D 19 3/4"




TLA/3

tables H 720
W 2300 D 1000
H 28 3/8" W 90 1/2" D 39 3/8"



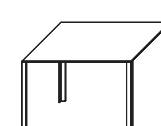
TLA/10

W 1400 D 1400
W 55 1/8" D 55 1/8"



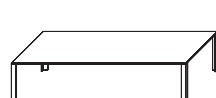
TLA/4

W 1000 D 1000
W 39 3/8" D 39 3/8"



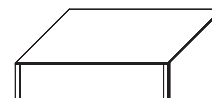
TLA/5

tables H 350
W 1600 D 800
H 13 3/4" W 63" D 31 1/2"



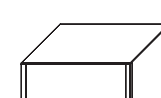
TLA/6

W 1400 D 1400
W 55 1/8" D 55 1/8"



TLA/7

W 1000 D 1000
W 39 3/8" D 39 3/8"



TLA/8

DATASHEET

REGISTERED
DESIGN

VII.2016

Molteni & C

FINISHES MOLTENI&C RANGE

IX.2016

	MATT LACQUER OPEN GRAIN LACQUER	GLOSSY LACQUER	COLOURED GLASS	ETCHED COLOURED GLASS	PLASTER LACQUERED CARTAPAGLIA LACQUERED <i>only Gliss Master</i>	STOPSOL
CHALK WHITE	•	•	•	•	•	
IVORY	•				•	
PEARL	•	•	•	•	•	
SILICA	•	•	•	•	•	
SAND	•	•	•	•	•	
PLATINUM	•	•	•	•	•	
DUNE	•	•	•	•	•	
CLAY	•	•	•	•	•	
DOLOMITE GREY	•	•	•	•	•	
RUBY	•	•	•	•	•	
CARAMEL	•	•	•	•	•	
MOKA	•	•	•	•	•	
MUSTARD	•	•	•	•	•	
CADMIUM	•	•	•	•	•	
LIGHT BLUE GREY	•	•	•	•	•	
BALTIC GREEN	•	•	•	•	•	
LEAD	•	•	•	•	•	
ANTHRACITE	•	•	•	•	•	
BLACK	•	•	•	•	•	
BRONZE				•		
GREY						•
LESSLESS RED <i>only matt lacquer</i>	•					