


Molteni & C

45°/TAVOLO— RON GILAD 2012

1—
2



The smooth shelves make a shift which goes from a 90° angle to a 45° one without edges; a cube is extracted from its volume, leaving a void emphasized by a mark. Elements of pure light that appear to suggest hidden treasures.

FEATURES

Series of rectangular tables available in different sizes. The top, in transparent extra clear glass, smoky glass or coloured etched glass, is set on an aluminium structure covered in black oak or painted in matt lacquer.

DATASHEET

REGISTERED
DESIGN

IX.2015

molteni.it

Dimensions in millimeters and inches. The right to discontinue and make changes is reserved. This information is based on the latest product information available at the time of printing.

FINISHES

WOODEN STRUCTURE FINISHING
black oak

MATT LACQUER STRUCTURE FINISHING
chalk white - platinum - anthracite - black - ruby - dolomite grey - clay

TOP FINISHES
etched coloured glass in the Molteni colour range - transparent glass - smoked glass
On request, the table structure can be made in the other matt colours of the Molteni range.

Molteni & C

TECHNICAL INFORMATION

STRUCTURE

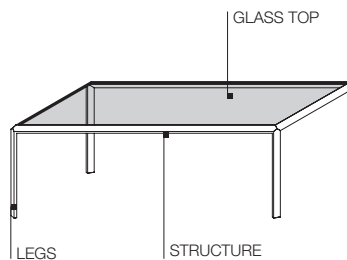
Extruded aluminium covered with Oak (Quercus) or Aniegrè (aningeria superba) veneer, painted in Molteni colours. The inner part is reinforced with rolled bars.

GLASS TOP

Tempered glass thickness 8 mm transparent extra light, smoked or etched, painted in Molteni colours.

LEGS

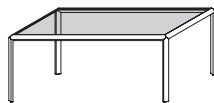
Element made up of an inner anodised extruded aluminium piece inserted into an extruded aluminium piece covered with Oak (Quercus) or Aniegrè (aningeria superba) veneer painted in the Molteni colours. Feet in non slip plastic material.



DIMENSIONS

rectangular tables

D 900 H 740 D 35 3/8" H 29 1/8"



W 1600 62"
GT16/09

W 1800 70 7/8"
GT18/09

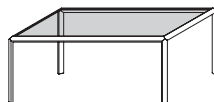
W 2000 78 3/4"
GT20/09

Notes

Tables with customized sizes are not available

rectangular tables

D 1000 H 740 D 39 3/8" H 29 1/8"



W 1800 70 7/8"
GT18/10

W 2000 78 3/4"
GT20/10

W 2200 86 5/8"
GT22/10

W 2400 94 1/2"
GT24/10

rectangular tables

D 1100 H 740 D 43 1/4" H 29 1/8"



W 2200 86 5/8"
GT22/11

W 2400 94 1/2"
GT24/11

DATASHEET

REGISTERED
DESIGN

IX.2015

molteni.it

Dimensions in millimeters and inches. The right to discontinue and make changes is reserved. This information is based on the latest product information available at the time of printing.

FINISHES MOLTENI&C RANGE

IX.2015

	MATT LACQUER OPEN GRAIN LACQUER	GLOSSY LACQUER	COLOURED GLASS	ETCHED COLOURED GLASS	PLASTER LACQUERED CARTAPAGLIA LACQUERED <i>only Gliss Master</i>
CHALK WHITE	•	•	•	•	•
IVORY	•				•
PEARL	•	•	•	•	•
SILICA	•	•	•	•	•
SAND	•	•	•	•	•
PLATINUM	•	•	•	•	•
DUNE	•	•	•	•	•
CLAY	•	•	•	•	•
DOLOMITE GREY	•	•	•	•	•
BORDEAUX	•	•	•	•	•
RUBY	•	•	•	•	•
CARAMEL	•	•	•	•	•
MOKA	•	•	•	•	•
MUSTARD	•	•	•	•	•
CADMIUM	•	•	•	•	•
LIGHT BLUE GREY	•	•	•	•	•
LEAD	•	•	•	•	•
ANTHRACITE	•	•	•	•	•
BLACK	•	•	•	•	•
LESSLESS RED	•				
only matt lacquer					


Molteni & C

FINISHES MOLTENI&C RANGE

IX.2015

WOODS

EUCALYPTUS



AMERICAN WALNUT



GREY OAK



BLACK OAK



DARK ELM



LIGHT ELM




CEDAR



MARBLES


WHITE CARRARA




RED LAGUNA



EMPERADOR DARK




BLACK MARQUINA



GRES

WHITE




ANTHRACITE




METAL PARTS


BLACK CHROME



SHINY ALUMINIUM



PEWTER COLOUR



DWELL
DOOR FRAME, TRACK COVERING PROFILES

ANODISED ALUMINIUM



BROWN ALUMINIUM



The finishes shown are indicative and refer to the entire production range. We recommend that you consult the "Colour Range" samples which shown the complete range of finishes, including those not shown here. Molteni&C reserves the right to modify the range without warning.


Molteni & C

FINISHES MOLTENI&C RANGE

IX.2015

MILLERIGHE
GLISS QUICK FRONT

CHALK WHITE



PEARL



CARTAPAGLIA
GLISS MASTER FRONT
GLISS QUICK, GLISS WALK-IN FRONT

WHITE



ANTHRACITE



SILICA

only Gliss Master



MILLERIGHE
GLISS QUICK, GLISS-UP STRUCTURE

PEARL



NATURAL



DARK



ECO SKIN only Gliss Master

IVORY




HEMP



MINK



DARK BROWN



GREY



PLASTER only Gliss Master

SILICA



MELAMINE STRUCTURE only Gliss Master

WHITE SHANTUNG



GREY SHANTUNG



LARIX DARK



Larix dark finish available also for Gliss Walk-In where specifically indicated in the pricelist