


Molteni & C

DIAMOND— PATRICIA URQUIOLA 2004

1—
2



A range of tables with wrapped and folded feet like a delicate origami. The square or rectangular tops are available in glass or wood, the support structure is either shiny aluminium or glossy lacquered.

Red dot design award
Best of the best 2005: Diamond



reddot design award
best of the best 2005

DATASHEET

XII.2014

molteni.it

Dimensions in millimeters and inches. The right to discontinue and make changes is reserved. This information is based on the latest product information available at the time of printing.

FINISHES

STRUCTURE FINISHES

shiny aluminium - glossy lacquered in the Molteni range of colours

GLASS TOP FINISHES

glossy lacquered glass in the Molteni range of colours - etched lacquered glass in the Molteni range of colours

WOODEN TOP FINISHES

eucalyptus - black oak - light elm - dark elm

Molteni & C

2—
2

TECHNICAL INFORMATION

STRUCTURE

Anodised extruded aluminium or painted in colours from the Molteni range.

GLASS TOP

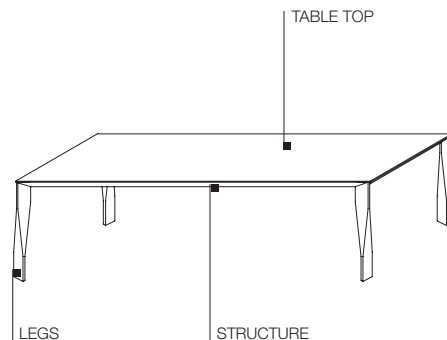
Toughened crystal 8 mm thick, painted in colours from the Molteni range.

WOODEN TOP

MDF panel with external part in anodised sheets aluminium 1 mm thick covered with Oak (Quercus), Elm (Ulmus rubra) or Eucalyptus (Eucalyptus globulus) sliced wood.

LEGS

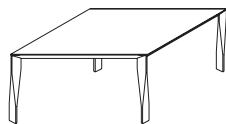
External folded part made from anodised sheet aluminium 1 mm thick or painted in colours from the Molteni Range. Internal part aluminium inserts and foam polyurethane. Non-slip plastic foot.



DIMENSIONS

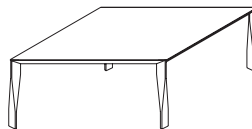
square tables

W 1400 D 1400 H 740
W 55 1/8" D 55 1/8" H 29 1/8"



glass top
DT1V

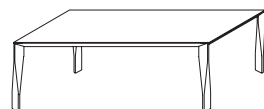
W 1600 D 1600 H 740
W 63" D 63" H 29 1/8"



glass top
DT2V

rectangular tables


W 2000 D 1000 H 740
W 78 3/4" D 39 3/8" H 29 1/8"



glass top
DT3V

wooden top
DT3E

W 2500 D 1000 H 740
W 98 3/8" D 39 3/8" H 29 1/8"



glass top
DT4V

wooden top
DT4E

DATASHEET

XII.2014

molteni.it

Dimensions in millimeters and inches. The right to discontinue and make changes is reserved. This information is based on the latest product information available at the time of printing.

FINISHES

	MATT LACQUER/ OPEN GRAIN LACQUER	GLOSSY LACQUER	COLOURED GLASS	ETCHED COLOURED GLASS
CHALK WHITE	•	•	•	•
IVORY	•			
PEARL	•	•	•	•
SILICA	•	•	•	•
SAND	•	•	•	•
PLATINUM	•	•	•	•
DUNE	•	•	•	•
CLAY	•	•	•	•
DOLOMITE GREY	•	•	•	•
BORDEAUX	•	•	•	•
MOKA	•	•	•	•
ORANGE	•	•	•	•
MUSTARD	•	•	•	•
CARAMEL	•	•	•	•
LIGHT BLUE GREY	•	•	•	•
AQUAMARINE	•	•	•	•
VENETIAN RED	•	•	•	•
LEAD	•	•	•	•
ANTHRACITE	•	•	•	•
BLACK	•	•	•	•
LESSLESS RED	only matt lacquer •			


FINISHES

WOODS


EUCALYPTUS




AMERICAN WALNUT



GREY OAK




BLACK OAK



DARK ELM



LIGHT ELM



CEDAR



MARBLES

WHITE CARRARA MARBLE



CALACATTA MARBLE



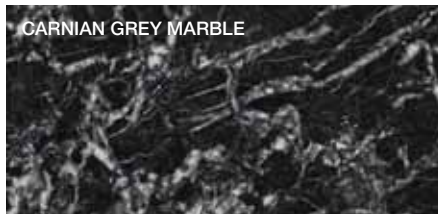
RED FRENCH MARBLE



EMPERADOR DARK MARBLE



CARNIAN GREY MARBLE



ABSOLUTE BLACK GRANITE



GRES

WHITE GRES




ANTHRACITE GRES




METAL PARTS


BLACK CHROME



SHINY ALUMINIUM



PEWTER COLOUR



MILLERIGHE
GLISS QUICK FRONT




MILLERIGHE
GLISS QUICK, GLISS 5TH STRUCTURE



DWELL
DOOR FRAME, TRACK COVERING PROFILES



CARTAPAGLIA
GLISS QUICK, GLISS WALK-IN FRONT



Millerighe dark finish available also for Gliss Walk-In where specifically indicated in the pricelist