

Molteni & C

GLOVE— PATRICIA URQUIOLA 2007

1—
3



Soft, sinuous lines flow together to form the Glove bed, made with a supporting frame in steel covered in cold moulded foam. The crosspieces connecting the guides of the bed can support single or divided slatted bases, which height can be adjusted. Slatted bases with movements cannot be used with Glove bed. The feet are always shiny aluminium.

DATASHEET

XII.2014

molteni.it

Dimensions in millimeters and inches. The right to discontinue and make changes is reserved. This information is based on the latest product information available at the time of printing.

FINISHES

COVERS

fabric - leather, completely removable.

Available in fire-resistant version (TB117 and BS5852).

FEET FINISH

shiny aluminium

Molteni & C

TECHNICAL INFORMATION

INTERIOR STRUCTURE

Metal framework with elastic straps.

STRUCTURE PADDING

Multi-density cold moulded flexible polyurethane foam. Cover made in doublelayer velveteen.

FEET

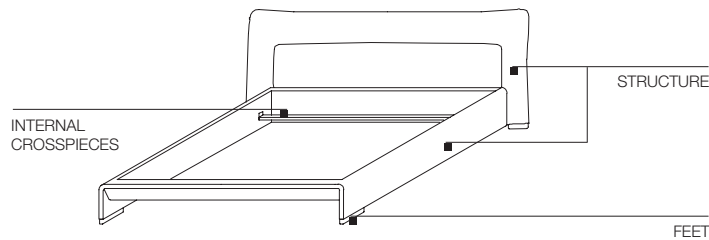
Shiny aluminium finish with foot base covers in non-slip plastic.

INTERNAL CROSSPIECES

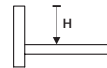
Varnished metal.

MATTRESS-BASE SPACER

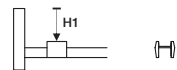
Plastic.



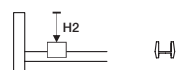
WITHOUT SPACER



WITH SPACER (1)



WITH SPACER (2)



Mattress-base height adjustment

Without spacer H 95

With spacer (1) H1 75

With spacer (2) H2 55

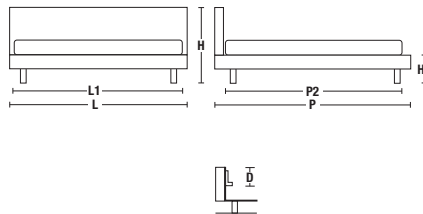
DATASHEET

XII.2014

molteni.it

Dimensions in millimeters and inches. The right to discontinue and make changes is reserved. This information is based on the latest product information available at the time of printing.

DIMENSIONS



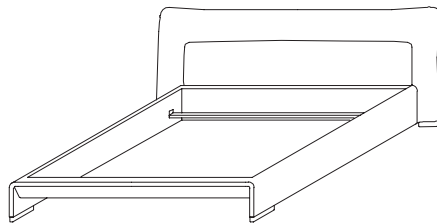
OUTER DIMENSIONS				INNER DIMENSIONS									
L Width		P	H	L1	P2	D							
Bed base	Total width	Total length	Height	Width	Length	Space for insertion of the slatted base							
1750	68 7/8"	2080	81 7/8"	2300	90 1/2"	960	37 3/4"	1600	63"	2000	78 3/4"	55	2 1/8"
1850	72 7/8"	2180	85 7/8"	standard model		1700	66 7/8"	2100	82 3/4"	75	3"		
1950	76 3/4"	2280	89 3/4"	2400		94 1/2"	on request	1800	70 7/8"	2100	82 3/4"	2050	80 3/4"
QS1700	66 7/8"	QS2080	81 7/8"	2350		92 1/2"	for QS/KS	330	13"	KS1950	76 3/4"	for QS/KS	

Depth of 2100 mm (82 3/4") (inner measurement) is also available on LG16-LG17-LG18.

Molteni & C

bed taking a single slatted base
or 2 individual slatted bases

3—
3



LGQS LG16 LG17 LG18 LGKS

DATASHEET

XII.2014

molteni.it

Dimensions in millimeters and inches. The right to discontinue and make changes is reserved. This information is based on the latest product information available at the time of printing.