

Molteni & C

QUINTEN — VINCENT VAN DUYSSEN 2016

1—
3



Quinten: perfectly proportioned sideboards, an attentive choice of materials and treatments such as matt or gloss laquered woods and, in the new finishes, copper or pewter, as well as attention to the individual details ensure that every single item of furniture is a piece of refined beauty, where lines and volumes blend harmoniously.

FEATURES

Cupboard available in three versions. The compartment with doors always has a finish in matt lacquer in the same colour as the doors and includes an internal shelf. Extractable trays can be accessorised with Eco Skin tray bottoms and dividers. H 1500 cupboards can be fitted with a spotlight under the top to light the open compartment. To indicate when ordering because it is recessed into the top.

DATASHEET

REGISTERED
DESIGN

VI.2016

molteni.it

Dimensions in millimeters and inches. The right to discontinue and make changes is reserved. This information is based on the latest product information available at the time of printing.

FINISHES

BASE, SIDES, BACKS AND TRAY
DIVIDERS FINISHES
pewter colour paint
copper paint

TRAYS AND TOPS FINISHES
eucalyptus
grey oak
graphite oak

INTERNAL SHELF FINISHES
matt lacquer colours in the Molteni colour range
smoked glass

DOOR FINISHES

matt lacquer colours in the Molteni colour range
glossy lacquer colours in the Molteni colour range
pewter colour paint
copper paint

ECO SKIN BOTTOMS FOR TRAYS

grey
mink
hemp
ivory
dark brown

TECHNICAL INFORMATION

EXTERNAL COVERS, DOORS, SHELF AND INTERNAL PARTS

Chipboard panel covered in melamine facing painted in Molteni range colours.

TOP (TALL CUPBOARDS), TRAYS

Chipboard panel covered in veneer of Eucalyptus (*Eucalyptus globulus*) or Oak (*Quercus*).

TOP (SHORT CUPBOARDS)

Honeycomb panel covered with in veneer of Eucalyptus (*Eucalyptus globulus*) or Oak (*Quercus*).

STRUCTURAL BASE

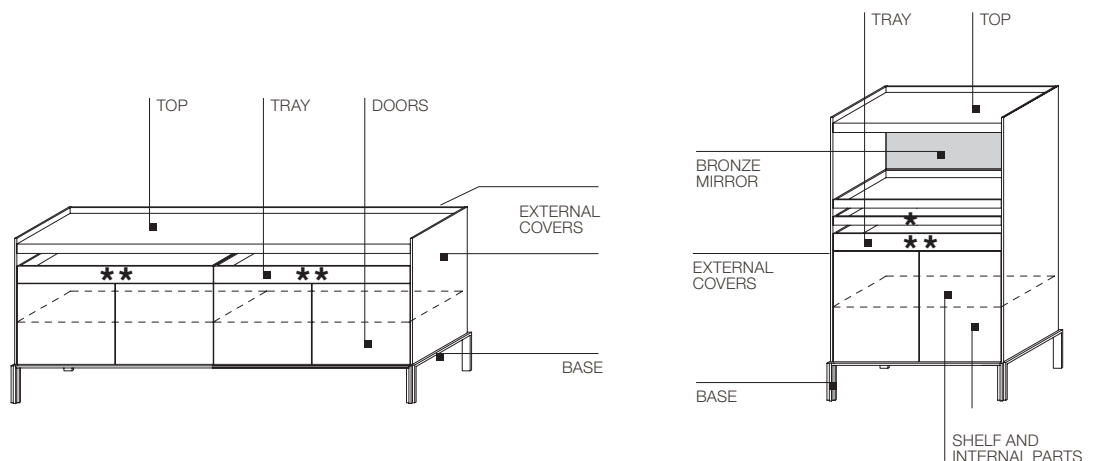
In painted steel.

GLASS SHELF

Tempered smoky glass, 8 mm thick.

BRONZE MIRROR

Silver bronze glass, 4 mm thick.



DATASHEET

REGISTERED
DESIGN

VI.2016

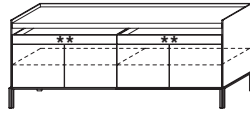
DIMENSIONS

* pull-out tray

** pull-out trays that
can be accessorised
with dividers

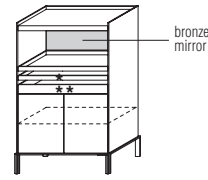
cupboards

W 2130 D 500 H 830
W 83 7/8" D 19 5/8" H 32 5/8"



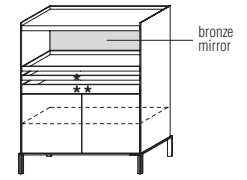
MQ08/21

W 940 D 500 H 1500
W 37" D 19 5/8" H 59"



MQ15/94

W 1220 D 500 H 1500
W 48" D 19 5/8" H 59"



MQ15/12

Molteni & C

3—
3

additional bottom
in Eco Skin for
pull-out trays * **

W 1009 D 436
W 39 3/4" D 17 1/8"



CEQ08/21

W 859 D 436
W 39 3/4" D 33 7/8"



CEQ15/94

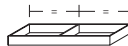
W 1139 D 436
W 44 7/8" D 33 7/8"



CEQ15/12

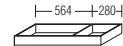
dividers for
pull-out trays **
H 84 - 3 1/4"

W 1009 D 358
W 39 3/4" D 14 1/8"



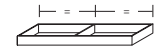
CDI08/21A

W 859 D 358
W 39 3/4" D 14 1/8"



CDI15/94A

W 1139 D 358
W 44 7/8" D 14 1/8"



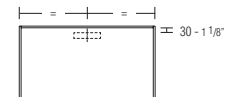
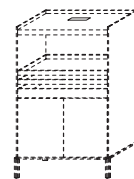
CDI15/12A

LED spotlight
(includes battery rechargeable
with a USB cable)
W 145 D 55
W 5 3/4" D 2 1/8"



HF2

LED spotlight
position



DATASHEET

REGISTERED
DESIGN

VI.2016

molteni.it

Dimensions in millimeters and inches. The right to discontinue and make changes is reserved. This information is based on the latest product information available at the time of printing.

Molteni & C

FINISHES MOLTENI&C RANGE

IX.2016




	MATT LACQUER OPEN GRAIN LACQUER	GLOSSY LACQUER	COLOURED GLASS	ETCHED COLOURED GLASS	PLASTER LACQUERED CARTAPAGLIA LACQUERED <i>only Gliss Master</i>	STOPSOL
CHALK WHITE	•	•	•	•	•	
IVORY	•				•	
PEARL	•	•	•	•	•	
SILICA	•	•	•	•	•	
SAND	•	•	•	•	•	
PLATINUM	•	•	•	•	•	
DUNE	•	•	•	•	•	
CLAY	•	•	•	•	•	
DOLOMITE GREY	•	•	•	•	•	
RUBY	•	•	•	•	•	
CARAMEL	•	•	•	•	•	
MOKA	•	•	•	•	•	
MUSTARD	•	•	•	•	•	
CADMIUM	•	•	•	•	•	
LIGHT BLUE GREY	•	•	•	•	•	
BALTIC GREEN	•	•	•	•	•	
LEAD	•	•	•	•	•	
ANTHRACITE	•	•	•	•	•	
BLACK	•	•	•	•	•	
BRONZE				•		
GREY						•
LESSLESS RED <i>only matt lacquer</i>	•					

Molteni & C



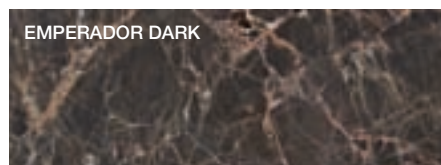
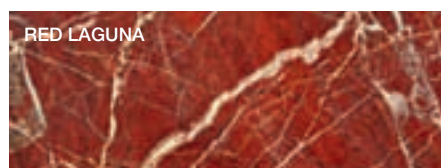

FINISHES MOLTENI&C RANGE

IX.2016



WOODS






MARBLES




GRES



METAL PARTS



DWELL
DOOR FRAME, TRACK COVERING PROFILES



The finishes shown are indicative and refer to the entire production range. We recommend that you consult the "Colour Range" samples which shown the complete range of finishes, including those not shown here. Molteni&C reserves the right to modify the range without warning.

Molteni & C

FINISHES MOLTENI&C RANGE

IX.2016

CARTAPAGLIA

GLISS MASTER, GLISS WALK-IN FRONT

WHITE



ANTHRACITE



CARTAPAGLIA

GLISS MASTER FRONT

SILICA



PLASTER

GLISS MASTER FRONT

SILICA



MILLERIGHE

GLISS MASTER, GLISS WALK-IN STRUCTURE


DARK



MELAMINE STRUCTURE

GLISS MASTER, GLISS WALK-IN


WHITE SHANTUNG




GREY SHANTUNG



SILVER CEMBRAN



LARIX DARK



ECO SKIN

IVORY




HEMP



MINK



DARK BROWN



GREY

